
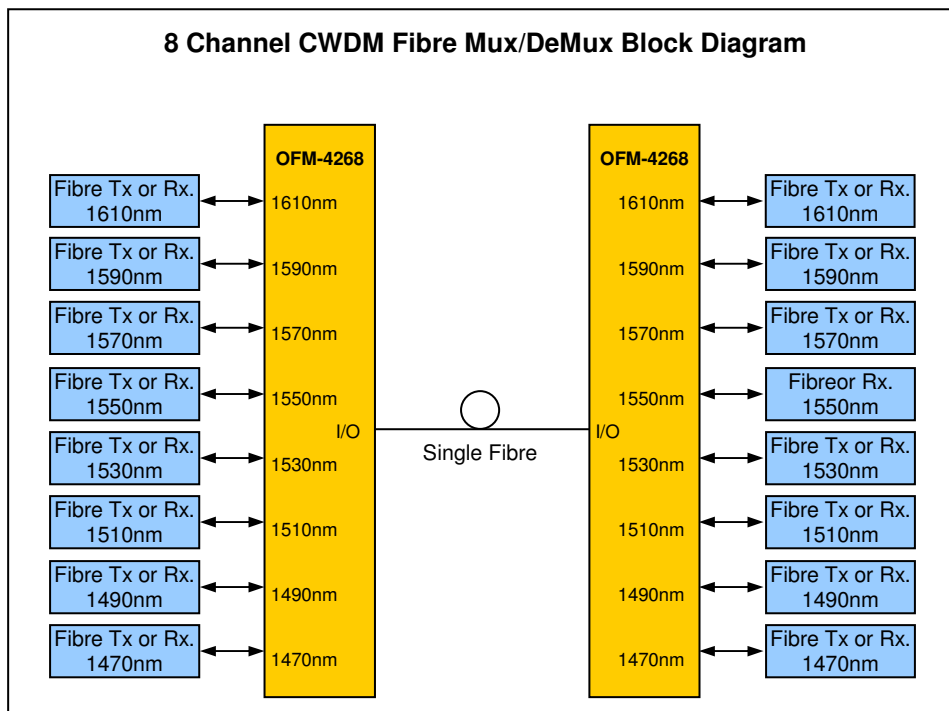


8 Channel CWDM Fibre Optic Multiplexer / Demultiplexer OFM-4268



Features:

- Eight set CWDM optical wavelength inputs and outputs
- Uni-directional or bi-directional operation
- Low insertion loss
- SC/PC type of optical connectors

General:

The OFM-4268 is coarse wave division optical wavelength division multiplexer / demultiplexer (CWDM) for combining and separating up to eight optical signals of 1470nm, 1490nm, 1510nm, 1530nm, 1550nm, 1570nm, 1590nm and 1610nm wavelengths for either uni-directional or bi-directional transmission on the one fibre.

With the high cost of hiring or installing additional dark fibre it makes economical sense to maximise the use of existing infrastructure.

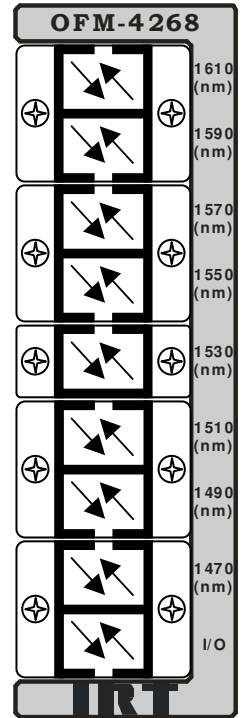
Used in combination with IRT's extensive range of fibre transmitters / receivers and interface modules, a myriad of different signals types can be sent down the one fibre. With IRT's four channel fibre multiplexer/demultiplexer modules, for example, up to thirty two SDI signals can be sent down a single fibre. Or up to one hundred and twenty eight ASI signals can be sent when also used with IRT's ASI multiplexer/demultiplexer modules.

The OFM-4268 is designed to fit IRT's standard 1RU and 4000 series 3RU Eurocard frames.

Technical Specifications

OFM-4268:

Type	8 Channel CWDM multiplexer.
Wavelengths	1470 nm, 1490 nm, 1510 nm, 1530 nm, 1550 nm, 1570 nm, 1590nm and 1610nm.
Fibre	Single mode.
Connector Type	SC/PC.
Maximum Power Handling	300 mW.
Channel Passband	> 13 nm (typically 15nm).
Insertion loss	< 2.5 dB (< 2.0 dB typically).
Passband Ripple	< 0.5 dB (typically 0.3 dB).
Uniformity	< 1.5 dB.
Return Loss	> 45 dB (typically 50 dB).
Directivity	> 55 dB.
Channel Isolation	> 30 dB (typically 40 dB).
Non Adjacent Channel Isolation	> 45 dB (typically 50 dB).
Polarization Dependent Loss	< 0.2 dB.



Other

Temperature range	-10 - 70° C ambient
Mechanical	Suitable for mounting in IRT's 19" 4000 series 3RU rack frame with input and output connections on the rear panel
Finish	Front panel: Grey background, black lettering & red IRT logo Rear assembly: Common connection mounted on bracket from main PCB
Dimensions	6 HP x 6 U x 220 mm IRT Eurocard

Due to our policy of continuing development, these specifications are subject to change without notice.

Detailed specifications available from:

Manufacturer:
IRT Electronics Pty Ltd
26 Hotham Parade
ARTARMON
N.S.W. 2064 AUSTRALIA
Phone: +61 2 9439 3744
Fax: +61 2 9439 7439
Email: sales@irtelectronics.com

Local Agent:

IRT can be found on the Internet at:
<http://www.irtelectronics.com>