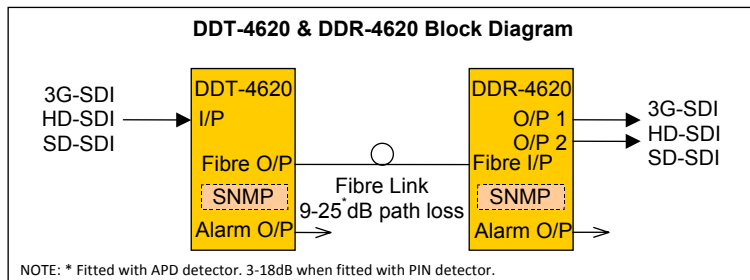


## 3G/HD/SD-SDI Fibre Optic Link DDT-4620/DDR-4620



### Features:

- One type covers 2.97 Gb/s 3G-SDI, 1.485 Gb/s HD-SDI or 270 Mb/s SD-SDI & ASI signals.
- Path lengths up to 25 dB optical path loss using 9/125µm single mode fibre.
- LED indicators and external alarm contacts.
- Fibre, video and alarm connections at rear.
- Optional plug-in SNMP monitoring module.

### General:

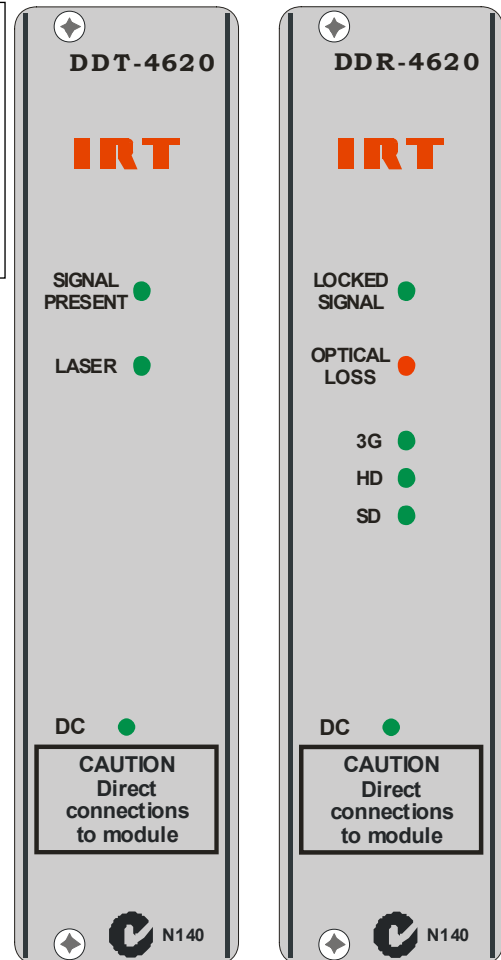
The IRT DDT-4620 and DDR-4620 are transmit and receive modules designed principally for use as a serial data fibre optic transmission link for 3G-SDI, HD-SDI or SD-SDI applications conforming to SMPTE standards 424M, 292M and 259M using 9/125 µm single mode fibre. This enables the use of space saving fibre optic cable for reliable transmission of digital video signals over lengths greater than can be achieved with coaxial cable.

In addition, the link may be used for ASI transport streams for use with MPEG compressed video streams or other 270 Mb/s type data.

The transmitter features automatic input cable equalisation. The unit can be configured with lasers of various wavelengths.

LED indicators are provided for digital signal presence, DC power and LASER output power out of range.

A link selectable “keep link alive” signal is available to maintain optical link operation when no electrical input is present.



The receiver uses a choice of either a PIN photodiode or APD detector with signal conditioning and reclocking circuits. The data rate is automatically set to match the 3G-SDI, HD-SDI or SD-SDI rates dependent on the actual input data rate to the transmitter.

Two serial digital outputs are provided. LED indicators are provided for digital signal presence, signal type, optical loss and power.

Relay contact outputs are also provided for external use of alarm signals on both modules.

An optional SNMP (Simple Network Management Protocol) plug-in module is available, for each unit, for remote monitoring when used in conjunction with an IRT frame fitted with SNMP capability.

Both the DDT-4620 and DDR-4620 are Eurocard modules designed to fit IRT's current range of 1RU 1000 series and 3RU 4000 series Eurocard frames.

# DDT-4620/DDR-4620 Technical Specifications

## DDT-4620 - Transmitter

Input serial data signal	2.97 Gb/s (3G-SDI) to SMPTE 424M, 1.485 Gb/s (HD-SDI) to SMPTE 292M, 270 Mb/s (SD-SDI) to SMPTE 259M and DVB-ASI.
Input impedance	75 Ω.
Input return loss	>15 dB 5 MHz to 1.5 GHz, >10 dB 1.5 GHz to 2.97 GHz.
Automatic Cable compensation	>100 m at 2.97 Gb/s with Belden 1694A (typ. 130m), >100 m at 1.485 Gb/s with Belden 1694A (typ. 170m), >250 m at 270 Mb/s with Belden 8281 (typ. >300m).
Input Connector	1, BNC on rear panel.

## DDR-4620 - Receiver

Number of outputs	2 data relocked, AC coupled.
Output level	800 mV ± 10%.
Output impedance	75 Ω.
Output return loss	>15 dB 5 MHz to 1.5 GHz, >10 dB 1.5 GHz to 2.97 GHz.
Output Rise and Fall Time	<135 ps at 2.97 Gb/s and 1.485 Gb/s, >0.4 ns and <1.5 ns at 270 Mb/s.
Intrinsic Jitter	<0.3 UI at 2.97 Gb/s relocked, <0.2 UI at 1.485 Gb/s relocked, <0.2 UI at 270 Mb/s relocked (typically <0.1 UI).
Output Connector	2, BNC on rear assembly.

## Optical

DDT-4620 optical output	0 dBm +3/-0 dB CWDM DFB laser.
DDR-4620 optical input	APD detector, -9 to -25 dBm input level, PIN detector, -3 to -18 dBm input level.
Available wavelengths	CWDM DFB laser - 1270nm, 1290nm, 1310nm 1330nm, 1350nm, 1410nm, 1430nm, 1450nm, 1470nm, 1490nm, 1510nm, 1530nm, 1550nm, 1570nm, 1590nm & 1610nm.
Optical path loss *	9 to 25 dB APD detector, 3 to 18 dB PIN detector. (Optical path loss = Laser O/P power – Detector I/P power)
Optical fibre	Designed for use with 9/125 μm single mode fibre.
Optical connectors	SC/PC (standard).

## Power requirements:

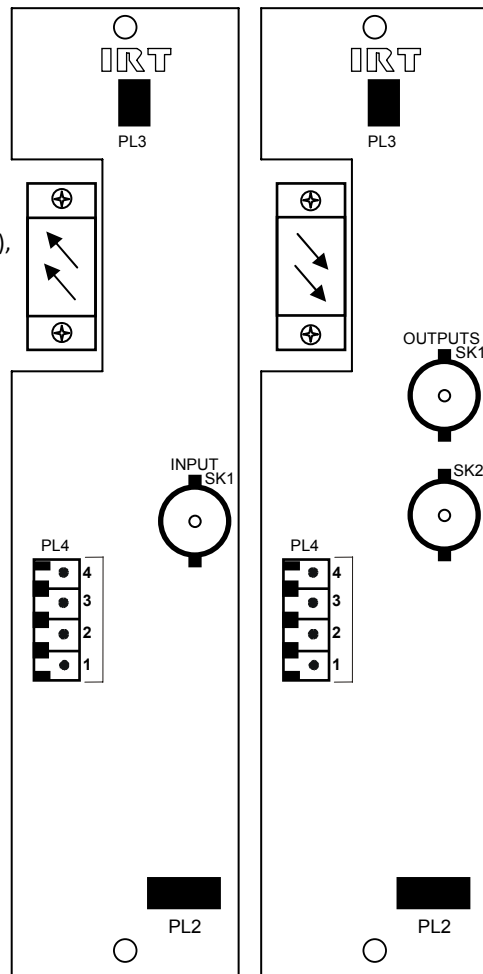
Voltage	28 Vac CT (14-0-14) or ± 16 Vdc.
Consumption	DDT-4620 <4.0 VA, DDR-4620 <4.5 VA

## General:

Operating temperature	0 to 50° C ambient.
Mechanical	Suitable for mounting in IRT 19" rack frame with input, output and power connections to the rear.
Size	6 HP x 3U Extended Eurocard (220 mm x 100 mm).
Front panel	Grey background, black lettering & red IRT logo.
Rear assembly	Detachable silk-screened PCB with direct mount connectors to Eurocard and external signals.
Optional accessories	SMU-4000 SNMP plug in module for use with 4000 series frame fitted with SNMP "Agent".

**Note:** \* Typical values based using DFB laser. Optical attenuator supplied for DDR-4620 when optical path loss is less than 3dB for PIN detector and 9dB for APD detector.

**Due to our policy of continuing development these specifications are subject to change without notice.**



## Detailed specifications available from:

**Manufacturer:**  
**IRT Electronics Pty Ltd**

26 Hotham Parade  
ARTARMON  
N.S.W. 2064 AUSTRALIA  
Phone: +61 2 9439 3744  
Fax: +61 2 9439 7439  
Email: sales@irtelelectronics.com

**Local Agent:**

**IRT can be found on the Internet at:**  
**<http://www.irtelelectronics.com>**